

8.05.76 Water play unit «Rhein»



Description:

1 Water basin

l = 1.8 m; w = 0.45 m; h = 0.95 m

divided in 3 chambers with 2 water locks

2 drains and 1 drain plug

2 Water basins

l = 1.8 m; b = 0.45 m; h = 0.6 and 0.8 m

divided in 2 chambers with 1 water lock

and 1 drain plug


Colour: robinia bright


optional:

8.30.8 or 8.30.8.1 Water pump

8.30.5 Water point

 8 – Sand and water play

 3 – 12 years


 ~ 7 children




-




-

 28.0 m²

 ~ 240 kg; biggest ~ 80 kg

 2 installers at 6 h; + equipment

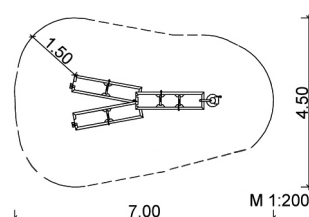
 6

 ~ 0,8 m³

SIK-Holz quality inspection according to DIN EN 1176 at the factory by a qualified playground inspector.



master enterprise for wood sculpture
© SIK-Holzgestaltungs GmbH



Last update: 07/2023